

Scaled data based on original data using
LM-79-08 Approved Method: Electrical and Photometric Measurements of Solid-
State Lighting Products

Test Report Prepared for
Cooper Lighting Solutions
(formerly Eaton)

Brand: McGRAW-EDISON

Report Number: P200277

Luminaire Tested: **GWC-AF-01-LED-E1-SL2-7050-800**

Issue Date: 3/3/2020

Test Information

Test Method: LM-79-08
Report Number: P200277
TEST IS SCALED FROM IESNA LM-79-08 TEST DATA (P24286)
Test Lab: INNOVATION CENTER P2
Issue Date: 3/3/2020
Manufacturer: COOPER LIGHTING SOLUTIONS (FORMERLY EATON)
Product Line: MCGRAW-EDISON
Catalog Number: GWC-AF-01-LED-E1-SL2-7050-800
Description: GALLEON WALL LUMINAIRE
(1) 70 CRI, 5000K, 800mA LIGHTSQUARE WITH 16 LEDS EACH AND TYPE II SPILL
LIGHT ELIMINATOR OPTICS
Light Source: -
Ballast/Driver: ELECTRONIC DRIVER

Summary

Lumens per Lamp: N/A
Luminaire Lumens: 5032 lumens
Efficiency: N/A
Efficacy: 114.4 lumens/watt
Luminous Opening: Rectangular (W 0.5' x L: 0.5' x H: 0')
IES Classification: Type II - Short - Semi-Cutoff
BUG Rating: B1 - U0 - G2

Input Watts (W): 44
Input Voltage (V): NR
Input Current (Ain): NR
Voltage Rise (V): NR
Power Factor: NR
Total Harmonic Distortion (THDi): NR
Frequency (hertz): 60
Stabilization Time: NR
Operation Time: NR
Ambient Temperature (°C): NR
Test Distance: 25 FT

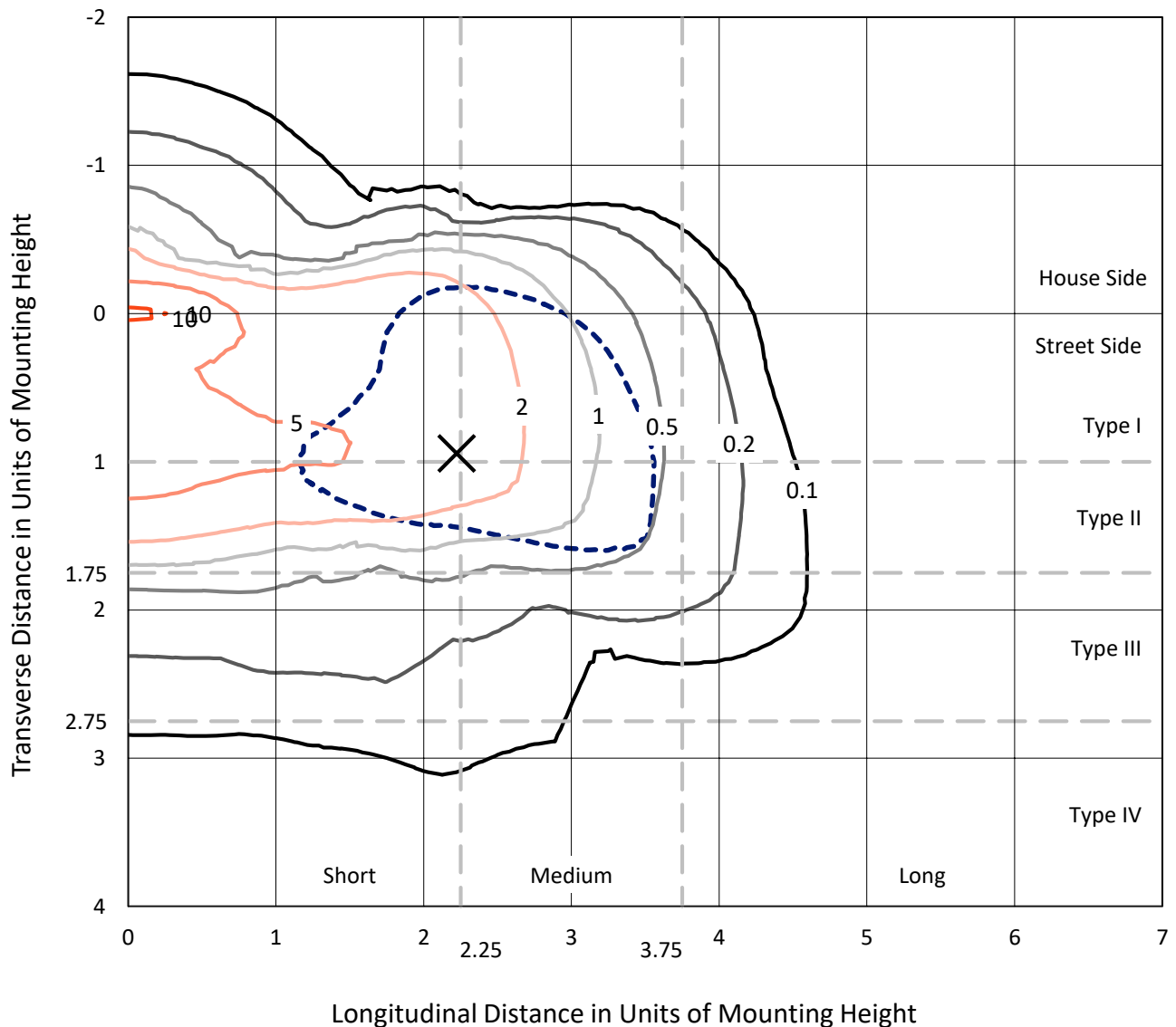


REPORT NUMBER: P200277

CATALOG NUMBER: GWC-AF-01-LED-E1-SL2-7050-800

Iso-Footcandle Lines of Horizontal Illumination

× Max cd
 - - - 1/2 Max cd

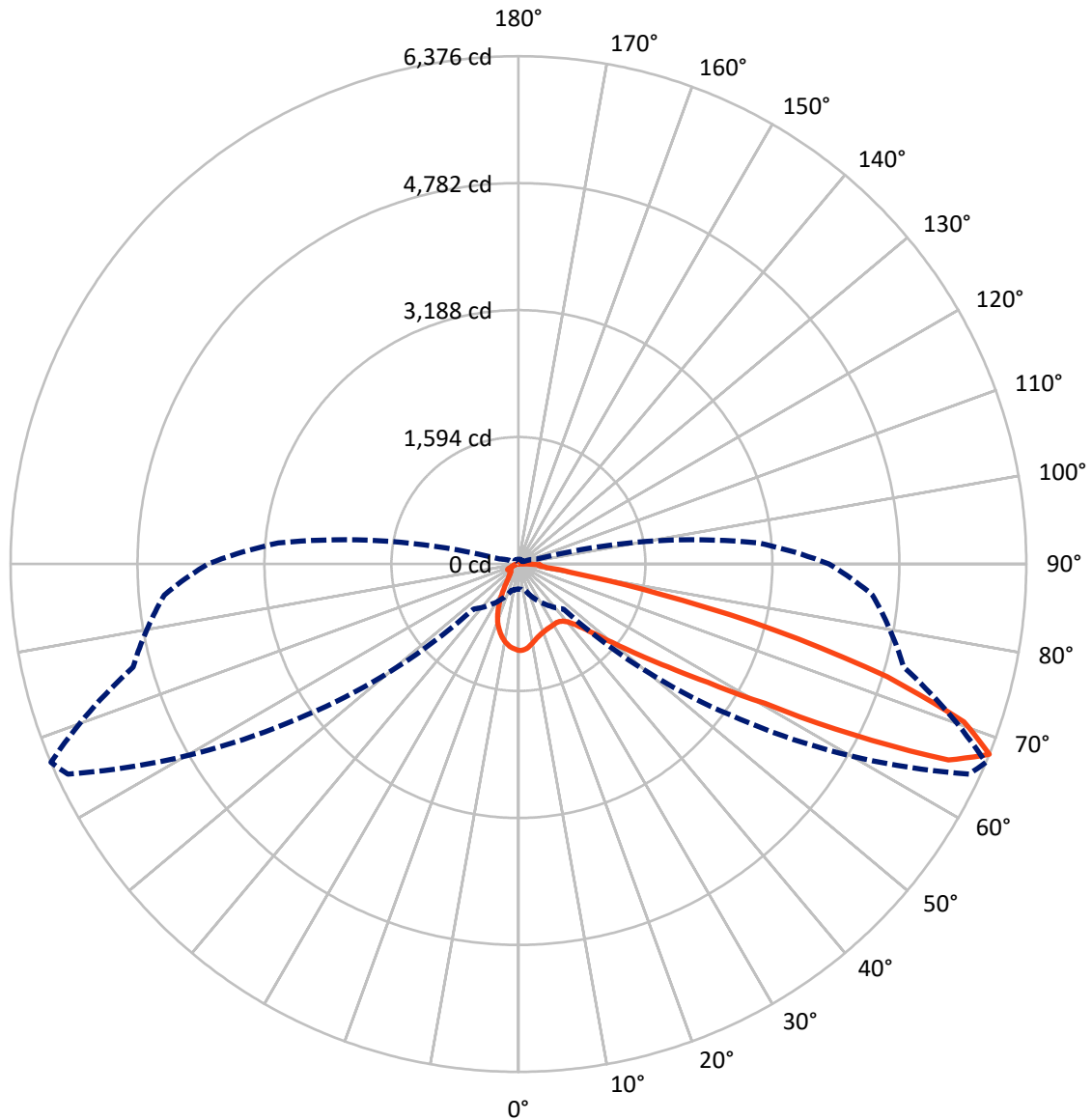


Based on 10 foot mounting height. Maximum calculated value = 10.9 fc
 Type II - Short - Semi-Cutoff

REPORT NUMBER: P200277

CATALOG NUMBER: GWC-AF-01-LED-E1-SL2-7050-800

Luminous Intensity Polar Plot



— Vertical Plane Through 67-Deg Lateral - - - Horizontal Cone Through 67.5-Deg Vertical

REPORT NUMBER: P200277

CATALOG NUMBER: GWC-AF-01-LED-E1-SL2-7050-800

FLUX DISTRIBUTION:

		Downward	Upward	Total
House Side	Lumens	833.8	0.0	833.8
	% Fixture	16.6	0.0	16.6
Street Side	Lumens	4198.3	0.0	4198.3
	% Fixture	83.4	0.0	83.4
Total	Lumens	5032.0	0.0	5032.0
	% Fixture	100.0	0.0	100.0

Coefficient of Utilization

ZONAL LUMENS:

Zone	Lumens	% Fixture
0°-10°	92.6	1.8
10°-20°	214.3	4.3
20°-30°	290.4	5.8
30°-40°	412.9	8.2
40°-50°	690.8	13.7
50°-60°	1092.8	21.7
60°-70°	1392.1	27.7
70°-80°	729.2	14.5
80°-90°	117.0	2.3
90°-100°	0.0	0.0
100°-110°	0.0	0.0
110°-120°	0.0	0.0
120°-130°	0.0	0.0
130°-140°	0.0	0.0
140°-150°	0.0	0.0
150°-160°	0.0	0.0
160°-170°	0.0	0.0
170°-180°	0.0	0.0
0°-90°	5032.0	100.0
0°-180°	5032.0	100.0



REPORT NUMBER: P200277

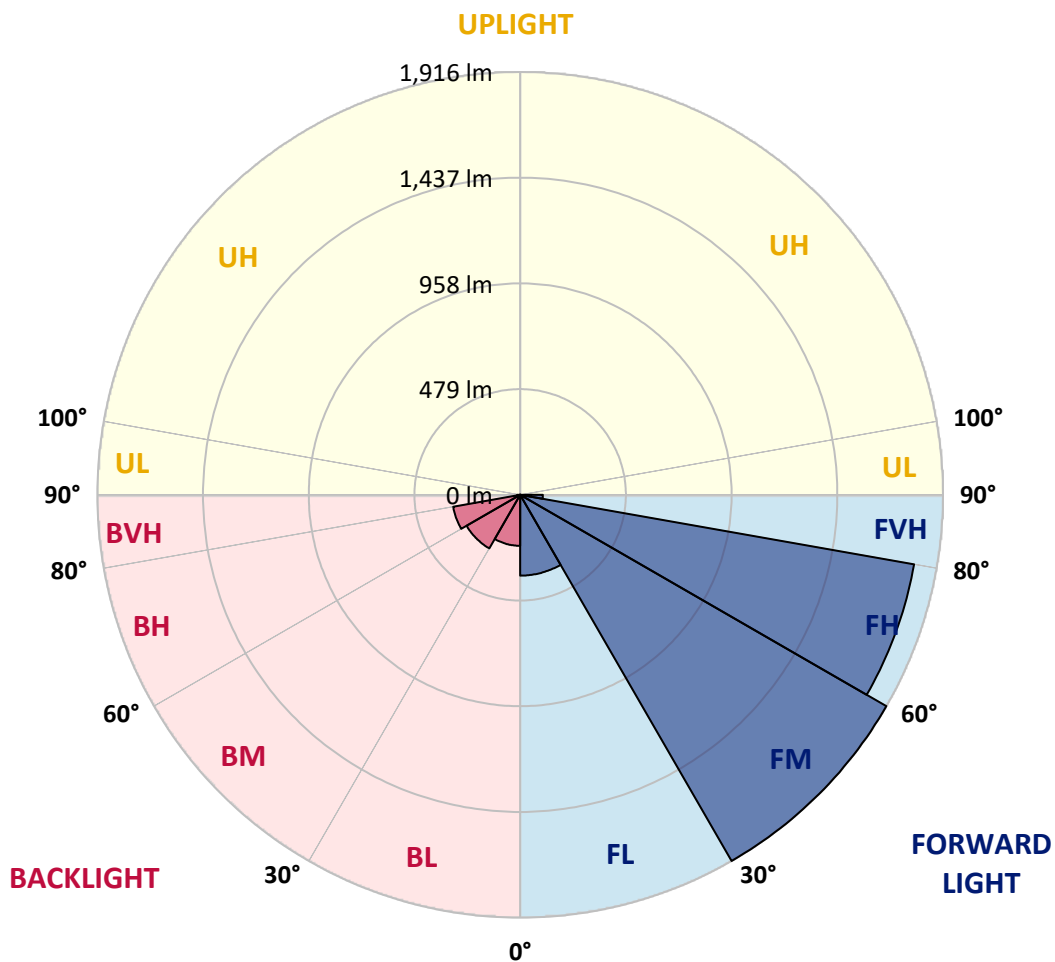
CATALOG NUMBER: GWC-AF-01-LED-E1-SL2-7050-800

LUMINAIRE CLASSIFICATION SYSTEM LUMEN TABLE AND BUG RATING:

Zone	Lumens	% Fixture	Zone Rating/Lumen Limit		
			B	U	G
FL (0°-30°)	366.2	7.3			
FM (30°-60°)	1916.3	38.1			
FH (60°-80°)	1812.9	36.0			G2/5000
FVH (80°-90°)	102.8	2.0			G2/225
BL (0°-30°)	231.1	4.6	B1/500		
BM (30°-60°)	280.2	5.6	B1/1000		
BH (60°-80°)	308.4	6.1	B1/500		G1/500
BVH (80°-90°)	14.1	0.3			G1/100
UL (90°-100°)	0.0	0.0		U0/0	
UH (100°-180°)	0.0	0.0		U0/0	

BUG Rating: B1-U0-G2

Type II Short





REPORT NUMBER: P200277

CATALOG NUMBER: GWC-AF-01-LED-E1-SL2-7050-800

CANDELA DISTRIBUTION (FULL):

	0°	5°	15°	25°	35°	45°	55°	65°	67°	75°	85°
0°	1085.4	1085.4	1085.4	1085.4	1085.4	1085.4	1085.4	1085.4	1085.4	1085.4	1085.4
2.5°	1040.7	1042.5	1047.9	1051.4	1067.0	1073.7	1078.4	1083.2	1083.9	1086.1	1083.9
5°	931.5	935.3	945.4	956.9	987.1	1010.9	1036.0	1062.1	1066.8	1083.7	1088.4
7.5°	846.9	845.9	854.4	868.0	899.0	932.0	976.0	1027.8	1038.0	1076.0	1094.3
10°	785.1	784.4	793.3	807.5	837.0	868.3	917.9	988.9	1003.3	1063.8	1100.0
12.5°	739.5	739.7	748.7	764.3	794.3	825.8	876.2	951.1	969.5	1049.7	1106.0
15°	709.2	711.2	718.4	735.0	764.3	795.8	845.2	922.9	943.5	1038.5	1112.7
17.5°	699.0	702.3	704.7	716.9	742.0	773.5	821.9	902.0	923.8	1030.8	1118.6
20°	708.5	712.2	707.5	711.7	727.6	755.4	803.5	885.6	908.0	1022.1	1119.4
22.5°	748.9	752.4	738.5	726.3	725.3	742.2	788.4	872.7	895.8	1015.7	1119.6
25°	820.1	822.4	799.0	770.7	743.2	737.5	777.7	863.8	888.4	1010.0	1114.9
27.5°	907.5	909.2	882.4	840.7	785.4	748.7	774.0	858.6	884.1	1005.0	1107.0
30°	1013.7	1021.9	985.9	933.3	852.6	781.7	781.4	855.9	879.4	996.6	1091.3
32.5°	1122.4	1125.8	1101.0	1047.7	943.2	839.7	802.3	857.8	878.2	986.4	1071.5
35°	1232.5	1237.0	1220.9	1177.9	1067.0	924.8	843.0	869.5	885.9	982.9	1057.6
37.5°	1375.2	1381.2	1358.8	1309.2	1217.7	1040.2	910.7	898.8	909.5	992.8	1053.4
40°	1600.8	1598.1	1532.8	1458.8	1382.4	1187.9	1007.5	948.4	954.6	1024.8	1066.3
42.5°	1863.3	1856.6	1744.2	1628.1	1563.6	1366.5	1135.5	1034.5	1033.3	1087.9	1111.7
45°	2072.8	2067.3	1966.1	1822.9	1771.3	1570.0	1301.0	1162.8	1153.6	1187.9	1195.6
47.5°	2186.2	2186.4	2128.1	2011.2	2010.0	1828.6	1513.7	1348.4	1332.5	1348.7	1340.5
50°	2146.5	2151.7	2145.5	2108.2	2227.9	2167.6	1791.4	1607.2	1575.2	1591.1	1559.6
52.5°	1954.4	1961.1	1997.8	2054.9	2319.4	2577.2	2199.3	1928.8	1891.6	1885.9	1850.9
55°	1613.9	1622.1	1697.1	1852.2	2243.2	2852.4	2843.0	2338.8	2279.5	2225.6	2210.7
57.5°	1112.4	1126.1	1246.7	1477.0	1996.8	2935.6	3609.5	2923.2	2802.6	2614.5	2617.9
60°	627.1	642.9	785.1	994.3	1499.5	2845.2	4192.7	3808.3	3553.7	3069.8	3095.6
62.5°	398.8	415.9	523.8	690.8	899.8	2358.9	4431.6	5038.9	4715.5	3631.1	3656.4
65°	322.8	330.3	381.2	570.2	653.4	1421.1	4250.2	6052.5	5931.9	4343.5	4225.4
67.5°	315.1	317.6	343.9	478.7	626.6	798.8	3390.2	6242.1	6375.9	5008.8	4462.4
70°	311.4	320.1	387.6	456.8	600.0	673.7	2037.3	5722.5	5933.7	5182.8	4147.0
72.5°	151.1	150.6	195.0	413.2	675.9	698.8	1046.7	4630.2	4842.1	4490.2	3407.8
75°	121.8	111.4	106.5	151.4	649.9	721.6	667.0	3185.9	3339.3	3010.5	2094.8
77.5°	115.6	103.2	94.5	94.8	274.7	765.3	565.0	1763.3	1808.0	1359.8	574.0
80°	95.8	84.4	78.2	88.1	133.0	728.8	610.9	798.0	732.3	334.0	191.1
82.5°	66.5	60.5	58.8	73.9	106.5	519.4	710.4	428.8	359.6	167.3	117.9
85°	42.4	36.2	40.2	53.8	82.9	239.7	731.8	334.3	265.8	106.2	66.5
87.5°	19.6	15.9	19.9	29.8	54.1	82.6	696.3	375.4	273.7	56.1	41.9
90°	0.0	0.0	0.0	0.0	0.0	0.0	0.0	0.0	0.0	0.0	0.0



REPORT NUMBER: P200277

CATALOG NUMBER: GWC-AF-01-LED-E1-SL2-7050-800

CANDELA DISTRIBUTION (continued):

	90°	95°	105°	115°	125°	135°	145°	155°	165°	175°	180°
0°	1085.4	1085.4	1085.4	1085.4	1085.4	1085.4	1085.4	1085.4	1085.4	1085.4	1085.4
2.5°	1085.9	1081.2	1077.4	1070.5	1062.8	1055.4	1048.7	1040.2	1037.7	1035.5	1039.0
5°	1089.4	1084.6	1071.0	1049.7	1026.1	1004.0	981.9	963.1	951.4	944.9	948.7
7.5°	1094.6	1087.9	1059.6	1020.4	977.9	939.2	899.3	867.3	843.7	832.5	835.8
10°	1099.3	1086.4	1040.2	981.4	919.4	861.8	798.8	746.7	708.0	687.6	692.6
12.5°	1101.3	1080.7	1013.2	932.8	847.7	763.3	670.5	592.6	537.0	516.6	512.4
15°	1103.3	1074.2	983.4	877.4	761.1	641.7	511.7	418.4	372.2	362.0	359.8
17.5°	1103.8	1063.1	949.7	817.4	659.6	497.0	349.9	290.6	290.8	307.2	309.2
20°	1098.5	1046.4	908.7	742.7	538.0	343.7	240.2	230.0	267.5	308.4	313.4
22.5°	1086.6	1024.3	862.3	655.6	398.8	226.3	185.9	197.0	245.4	295.5	301.2
25°	1071.5	997.5	807.5	554.6	264.0	161.8	155.8	169.5	202.2	235.7	239.0
27.5°	1050.9	965.8	745.9	439.0	171.5	133.3	137.2	146.4	159.8	174.7	176.2
30°	1024.3	927.8	680.2	320.1	129.5	119.9	125.6	130.5	136.2	144.7	145.4
32.5°	993.8	891.3	612.7	221.1	114.9	112.9	117.4	119.9	124.3	129.5	130.0
35°	968.3	856.6	542.7	156.3	108.7	107.7	110.7	111.7	115.9	121.6	122.1
37.5°	953.6	828.3	470.5	126.1	104.5	103.0	104.7	104.7	110.7	119.1	120.4
40°	954.6	812.7	398.3	113.9	101.0	99.0	99.3	99.3	107.0	116.1	116.9
42.5°	981.7	816.6	334.3	109.2	98.3	96.0	94.8	95.5	102.0	107.9	108.4
45°	1045.2	844.7	274.2	106.2	95.5	94.8	92.1	91.8	94.3	97.0	97.0
47.5°	1149.4	900.0	233.5	104.2	93.3	93.1	89.8	86.6	86.4	87.3	87.3
50°	1318.9	995.3	206.2	102.0	91.8	89.8	86.1	81.1	79.4	80.2	80.2
52.5°	1573.0	1165.3	195.8	99.0	88.6	85.4	81.1	76.2	74.7	74.9	74.9
55°	1906.3	1426.3	194.3	95.5	85.1	79.9	76.4	72.7	71.0	71.5	71.5
57.5°	2313.5	1787.4	220.8	90.1	80.4	74.4	72.5	70.0	68.7	69.5	69.2
60°	2808.5	2259.9	327.6	84.4	75.7	69.5	69.5	67.5	66.5	67.2	67.0
62.5°	3378.8	2802.6	460.6	80.2	70.7	65.5	66.5	65.5	64.5	65.0	64.8
65°	3884.5	3156.2	431.3	76.9	65.8	61.8	63.5	63.0	62.3	62.8	62.5
67.5°	3899.1	3025.1	242.2	73.5	61.0	58.1	60.5	60.3	59.8	60.3	60.1
70°	3479.7	2554.4	136.5	67.0	56.1	53.6	57.1	56.8	56.3	57.3	57.1
72.5°	2787.9	1853.6	99.8	59.1	51.1	48.9	52.9	52.6	52.6	54.1	53.4
75°	1604.3	953.9	79.7	50.6	45.9	44.2	47.6	47.9	48.4	50.4	48.9
77.5°	457.3	297.3	65.0	42.9	39.5	38.7	42.2	42.7	42.9	45.2	43.2
80°	170.0	137.0	53.6	36.0	32.3	32.5	35.7	36.5	36.7	39.0	36.5
82.5°	108.4	90.3	43.4	27.8	25.3	25.1	29.0	30.0	30.0	30.3	28.8
85°	63.3	54.1	32.8	20.1	17.9	17.1	21.6	23.3	22.6	22.1	21.1
87.5°	42.4	37.2	20.1	11.2	9.7	9.2	12.7	13.9	13.4	12.7	11.9
90°	0.0	0.0	0.0	0.0	0.0	0.0	0.0	0.0	0.0	0.0	0.0

(END OF REPORT)